



## Digital Verification of Certificates Genuineness and World Education Services provided by M/S. VFS Global Docswallet, Chennai to Easwari Engineering College wef 24<sup>th</sup> Feb. 2023 are outlined below:

Access through the college website Home page under  
**Students → COE Tab** by clicking "**Digital Verification & WES**"

The screenshot shows the Easwari Engineering College website. The 'Students' menu item is highlighted with a blue circle. Under the 'Students' menu, the 'COE' link is circled in red, and the 'Digital Verification & WES' link is circled in green. The website header includes the college logo and navigation links like 'About', 'Departments', 'Admission', 'Students', 'Academics', 'Research', and 'Placement'. The footer shows the URL 'srmeaswari.studentservices.online' and various service icons like 'Course', 'Placements', 'Campus', 'Research', and 'Fee Payment'.

or

direct access through URL

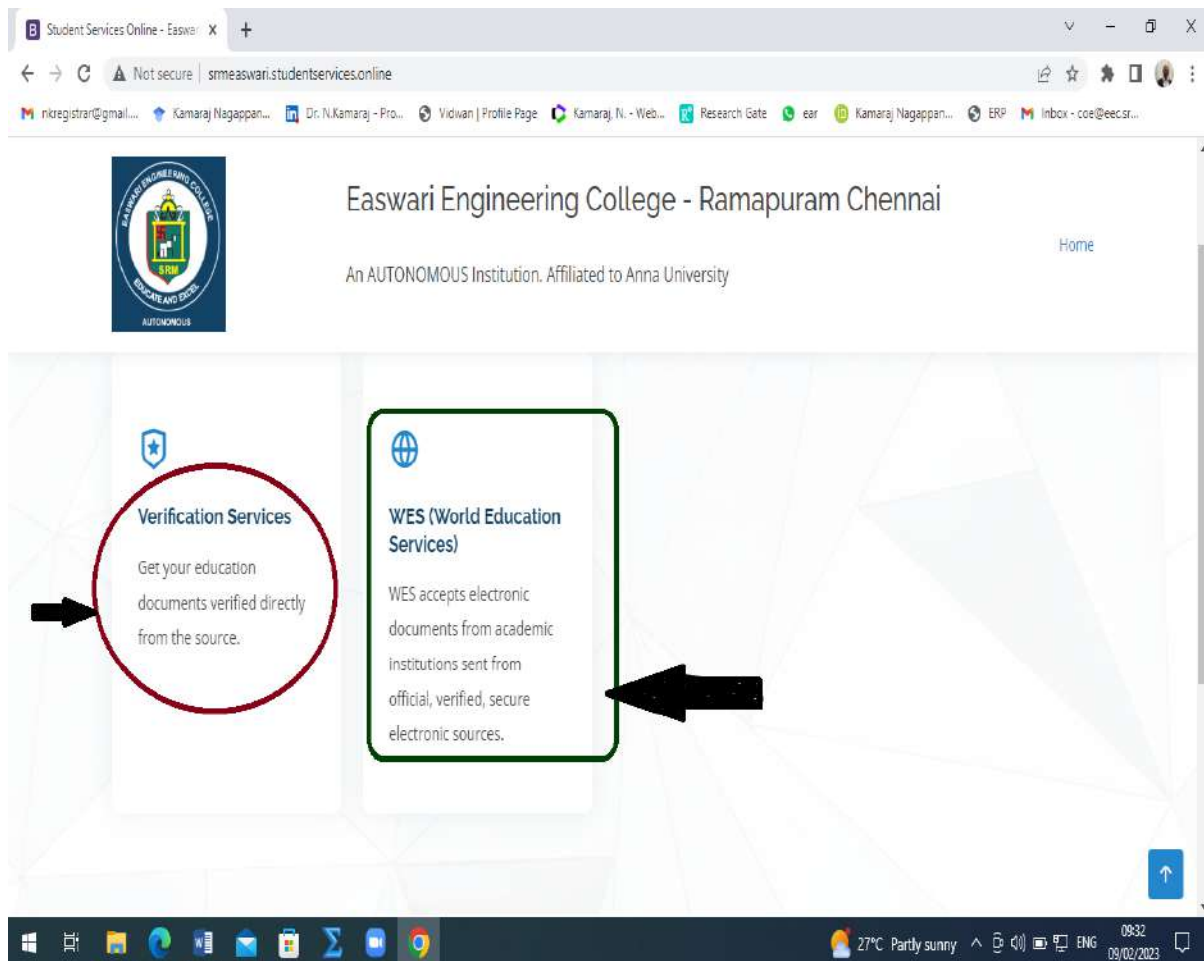
<http://srmeaswari.studentservices.online/>

**Fees to be paid online: ₹2100/- per verification**

This service is provided only to all the Graduates of Esawri Engineering College passed out under Autonomous Stream since 2019;

Students graduated under Anna University before the grant of Autonomous to our college shall contact / access the Anna University Verification System thro <https://qverify.annauniv.edu/>

## Verification portal Home page:



User can select the services required (**Verification** or **WES**) from the home page and there after automatically navigate the user to follow the sequence of steps to be followed. The sample screen shots are given below for better understanding.

## User's Home page:

The screenshot shows the user's home page for the Easwari Engineering College Direct Verify System. The browser address bar displays `srmeaswari.directverify.in/student/#/app/request`. The page header includes the college logo, the text "Easwari Engineering College Direct Verify System", and the URL `https://srmeaswari.directverify.in`. There are two buttons: "How it works?" and "FAQ".

The main content area is titled "Digital Document Service Easwari Engineering College". Below the title is a four-step process flow: 1. Select Service, 2. Enter User Details, 3. Check and Pay, and 4. Confirmation. A dropdown menu is open under "Select Service" with the placeholder text "Select or search a Service Category in the list...".

The footer contains the copyright notice "Copyrights © 2017 Docswallet All Rights Reserved" and the email address "Email: support@docswallet.com". The system tray shows the date and time as "11:55 24/02/2023" and the weather as "32°C Sunny".

## Select the Verification Service required:

This screenshot is identical to the previous one, but the dropdown menu under "Select Service" is now populated with two options: "Digital Genuineness Verification Service" and "Apply for WES – Verification Service".

## Select the Document to be verified:

The screenshot shows a web browser window with the URL <https://srmeaswari.directverify.in/student/#/app/request>. The page header includes the Easwari Engineering College logo and the text "Direct Verify System". Below the header, there are buttons for "How it works?" and "FAQ". The main content area is titled "Digital Document Service" and "Digital Genuineness Verification Service". A dropdown menu is open, displaying the following options:

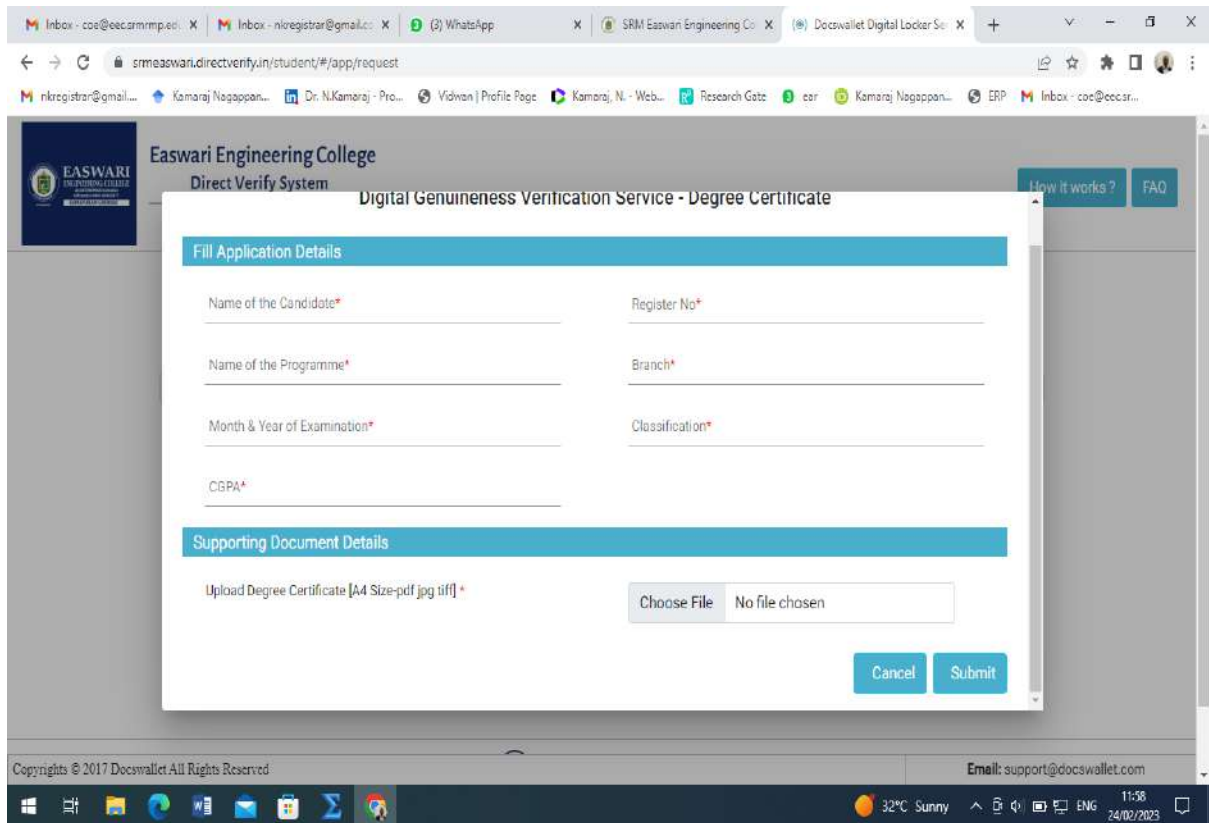
- Digital Genuineness Verification Service - Degree Certificate
- Digital Genuineness Verification Service - Provisional Certificate
- Digital Genuineness Verification Service - Consolidated certificate
- Digital Genuineness Verification Service - All Semester Marksheets

The browser's taskbar at the bottom shows the system time as 11:57 on 24/02/2023, with a temperature of 32°C and a sunny weather condition.

## Click "Proceed"

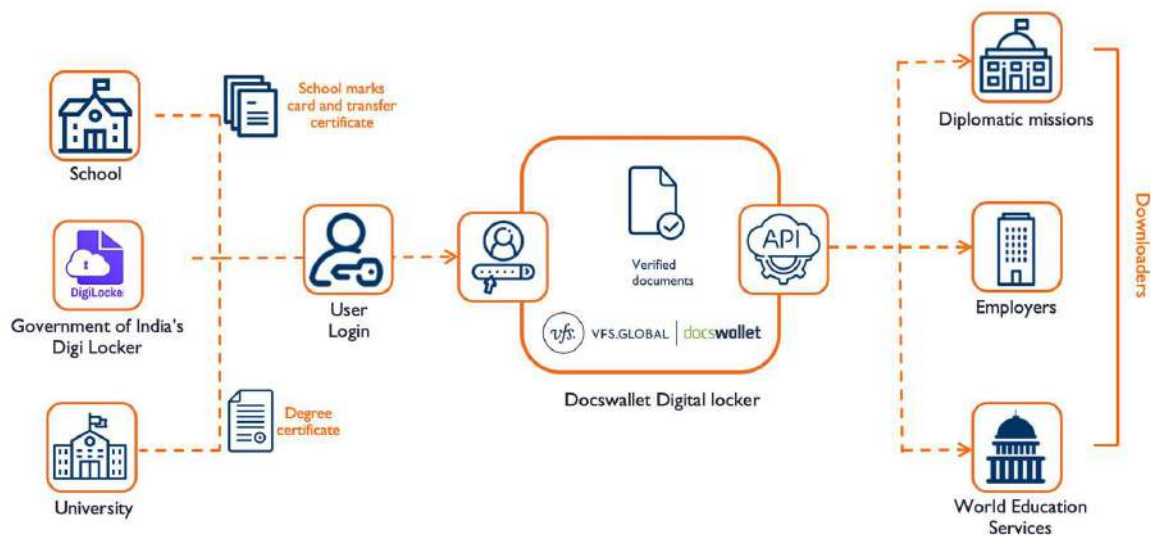
This screenshot shows the same web page as the previous one, but with the dropdown menu now displaying only one option: "Digital Genuineness Verification Service - Degree Certificate". At the bottom right of the dropdown menu, there are two buttons: "Cancel" and "Proceed". The "Proceed" button is highlighted in a light blue color, indicating it is the next step in the process.

## Fill details, Upload the Documents and "Submit" to proceed Payment gateway:



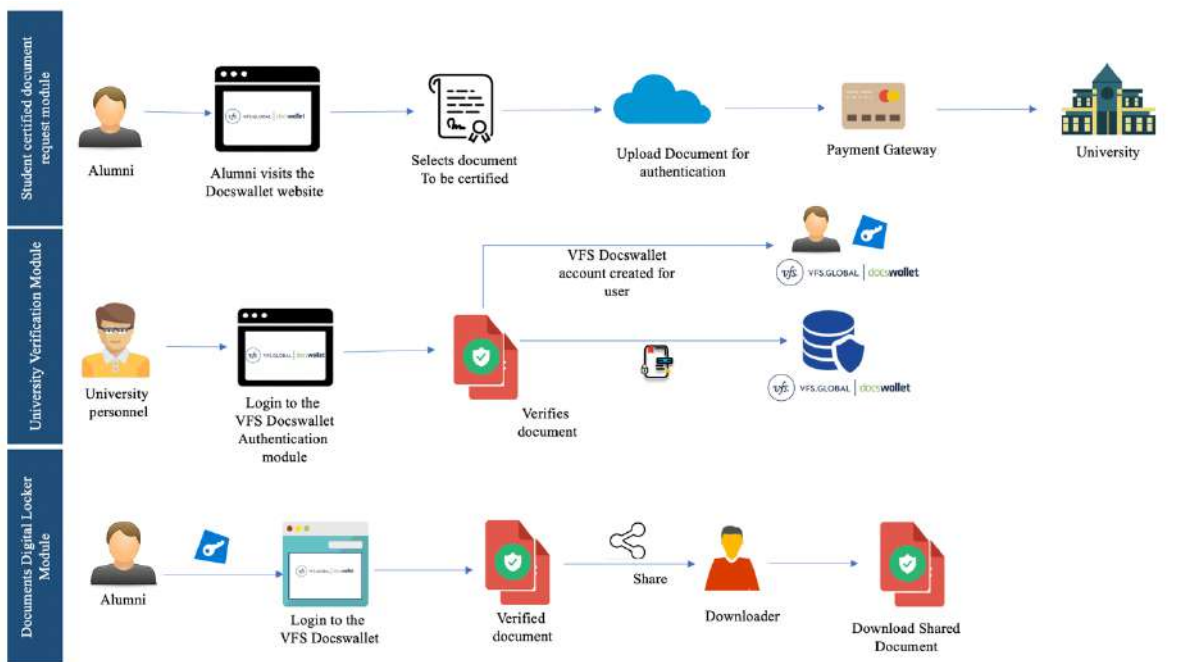
## How Digital Verification & WES works?

### Verification process flow:





## step-by-step process:



**Step 1:** The user selects the service i.e. transcripts, document verification, attestation service etc. to which verification request is to be routed and uploads the digital copy of the certificate or Grade sheets.

**Step 2:** The user will be guided to a payment gateway after the upload to complete the payment prescribed as verifier fee per verification.

**Step 3:** COE office personnel are intimated of the verification request by email.

**Step 4:** COE office personnel have been provided a secure access to login and check the verification request.

**Step 5:** Once the document is downloaded after login, the concerned personnel at the COE office checks the document with their database and respond on the genuineness with a click of a button. This process can have an additional check by DCOE & COE before the verification result is sent to the requesting party.

On completion of the above steps, the verified documents are sent to the user back with the authenticated verified certificate & badges from the COE office thro online as shown below:

## Certificate and badges

A digital certificate and a digital badge will be provided as part of the process, which contains the information of the date and time, issuer and results of the verification. VFS Docswallet digital seal will be embedded on the document. More than one seal can also be embedded on the document. The standard digital seal usually has the following information:

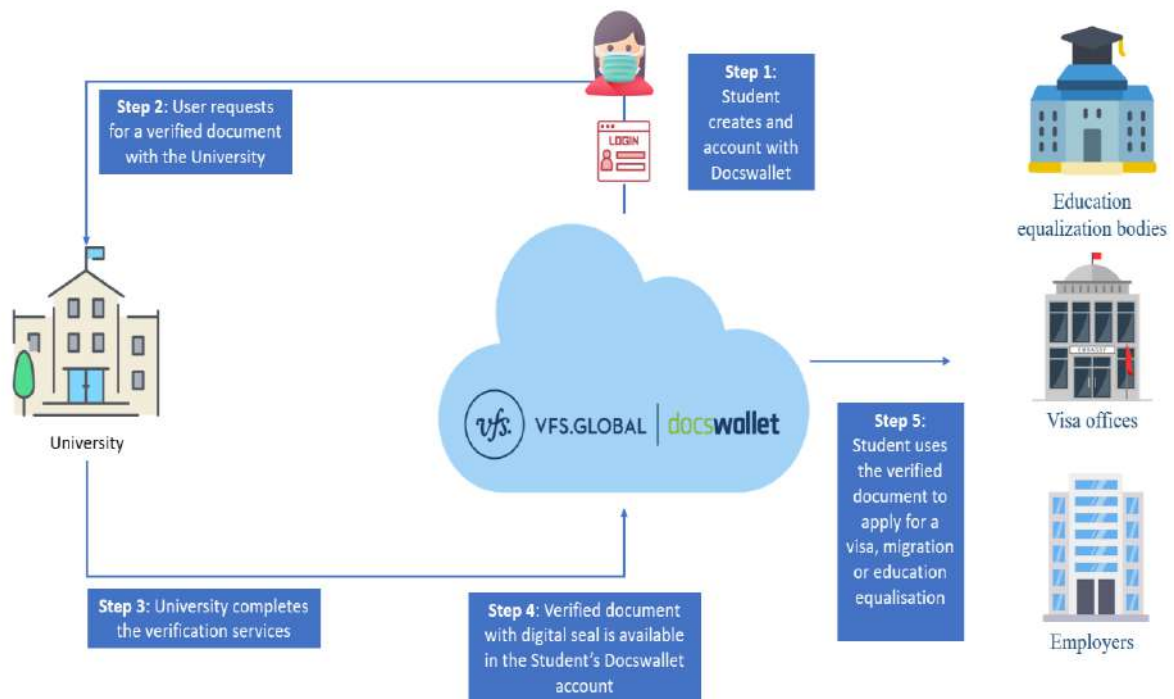
- Verifier information
- Date and time stamp
- The IP information
- The Official email ID
- The Official phone number of the particular department

The sample digital seal is shown in the image below:



## World Education Services:

Furthermore, we are also delighted to inform that the World Education Services (WES) has confirmed that VFS Docswallet as the Global Digital Implementation Partner. WES is a non-profit organization dedicated to helping international students and professionals achieve their educational and professional goals in the United States and Canada. The process for sharing documents digitally to WES is shown below:



The step-by-step to apply for visa, migration or credential evaluation digitally is as follows:

- Step 1** The student request for a digital transcripts on the VFS Docswallet application. Upon receiving the required information and documents the information is transmitted to the College transcript application.
- Step 2** The document and information will be available in a similar format as required by the college. If required by The University, VFS Docswallet can provide and quality control check to ensure the documents are in order before the documents are pushed to the College via an API.



**Step 3** After the request has reached the College's system. The personnel at COE office can process the academic transcripts, which subsequently gets pushed to the student's digital locker via the API. The student will not be able to make any amends to the document as the same encrypted.

**Step 4** Upon receiving the document in the student's VFS Docswallet account, the student is intimated via email that his or her academic transcript processing is complete. The student can now login to his or her account and then select the entity to which they can apply digitally in the VFS Docswallet application. The student can update his or her document reference and link it to the digital application.

**Step 5** The entity selected by the student can now download the document with the verification information for processing the student's application.

### **Benefits of Digital Certificate Genuineness Verification & WES:**



Secure document and application processing



Seamless in experience



Detailed User background



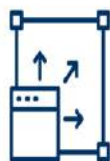
API connectivity with e-visa application



Connected to Government of India's Digi Locker having 3.53 billion verified documents



Customizable and white label paging options



Scalable in cloud



Experienced personnel



Blockchain optional



Transparent process with audit trails



Global Solution



Paper less & faster Immigration process



No Fraudulent document or identities



Expeditious verifications



Digital enabled document wallet for students

## **Beneficiaries / Stake Holders:**

- Universities Abroad
- Employers – Govt., Non Govt., Public & Pvt. Sectors, MNCs, ..
- Consulates
- HEIs in India

### **NOTE:**

- Hereafter, the verification of Certificate Genuineness and Background verification of passed out candidates through mail or Post or by person will not be entertained by the College; whoever need the above services, shall access online services;

\*\*\*\*\*